

SINGLE FAMILY HOMES


	Current Period Jul 2019-Jun 2020	Previous Period Jul 2018-Jun 2019	% Change	June 2020	June 2019	% Change
MEDIAN PRICE	\$795,000	\$790,000	+1%	\$770,000	\$799,000	-4%
SALES	3,743	3,635	+3%	307	333	-8%
DAYS ON MARKET	21	22	-5%	19	21	-10%
ACTIVE LISTINGS	770	1,166	-34%	770	1,166	-34%
NEW LISTINGS	5,108	5,675	-10%	410	491	-16%
BID-UPS	20.6%	22.4%	-8%	23%	18.6%	23%

Home and condo sales in June are down -8% and -40% respectively, to last year, however both are up 20% from May. For the longer term, home sales in the past 12 months are up 3% and condo sales down -12% from the previous 12 months.

Home and condo prices have dipped slightly in the past 2 months. June median prices are \$770,000 for homes and \$420,000 for condos, up 4% and flat respectively, from June last year. The longer-term sustained prices for the past 12 months are \$795,000 for homes, up 1% from last year and \$430,000 for condos, up 4% from last year.

Bid-ups for homes are continuing strong; condo bid-ups jumped in June over May, both signaling strengthening market conditions continuing through 2020.

Interest rates hit all-time lows again, at 3.07% for a 30-year fixed mortgage, opening the market wider for buyers and sellers.



CONDOMINIUMS

	Current Period Jun 2019-June 2020	Previous Period Jun 2018-June 2019	% Change	June 2020	June 2019	% Change
MEDIAN PRICE	\$430,000	\$415,000	+4%	\$420,000	\$418,900	0%
SALES	4,869	5,505	-12%	315	529	-40%
DAYS ON MARKET	28	24	+17%	39	28	-39%
ACTIVE LISTINGS	1,913	1,844	+4%	1,913	1,844	+4%
NEW LISTINGS	7,733	8,547	-10%	621	780	-20%
BID-UPS	12.1%	14.4%	-16%	12.2%	15%	-18%

*Final stats are subject to change in the MLS data

NEIGHBORHOOD SPOTLIGHT

Ewa Single-Family Homes

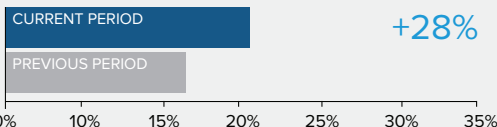
	Current Period Jun 2019-June 2020	Previous Period Jun 2018-June 2019	% Change
MEDIAN PRICE	\$690,000	\$681,500	+1%
SALES	813	718	+13%
DAYS ON MARKET	17	26	-35%
ACTIVE LISTINGS	56	160	-65%

Makakilo Condominiums

	Current Period Jun 2019-June 2020	Previous Period Jun 2018-June 2019	% Change
MEDIAN PRICE	\$415,500	\$400,000	+4%
SALES	168	166	+1%
DAYS ON MARKET	20	20	+0%
ACTIVE LISTINGS	18	22	-18%

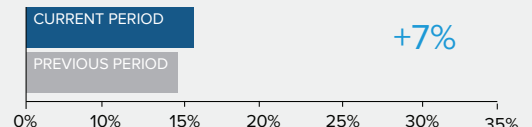
BID-UPS

% properties sold above listing price



BID-UPS

% properties sold above listing price



Call James S. More (R) CRS at (877) 675-4688 or Email: Jim@MoreHawaii.com

If you would like more information on a specific neighborhood, please contact your agent.

Locations' Research Department currently tracks sales activity for over 350 Oahu neighborhoods.

CORPORATE OFFICE | 614 Kapahulu Avenue | Honolulu, Hawaii 96815 | RB-17095

www.Jimmore.com